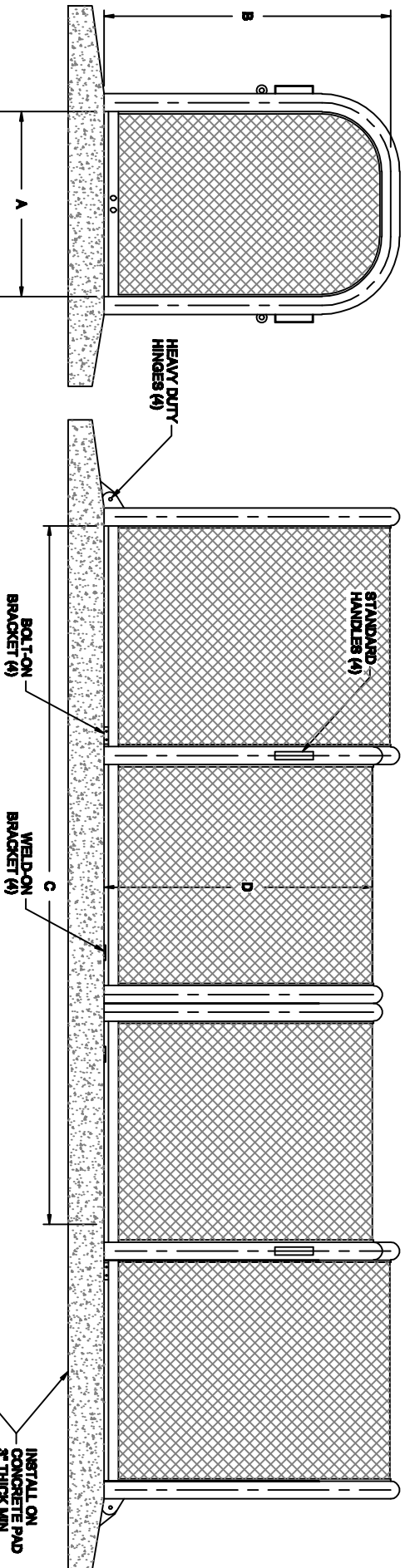
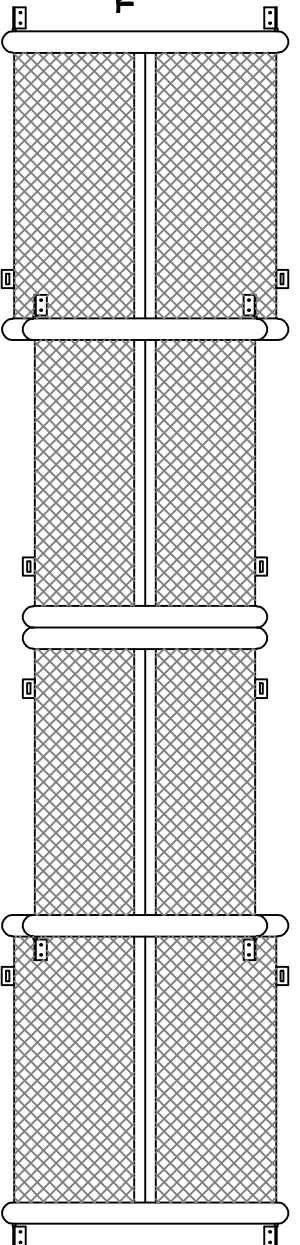


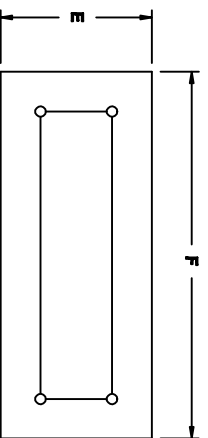
4 PIECE CLAMSHELL SPECIFICATIONS

NOTES:

1. ALL WELDS MIN. 1/4" BEAD EVERY 4" O.C.
2. IRON PHOSPHATE PRETREATMENT PRIOR TO PAINT
3. PAINT TO BE ELECTROSTATIC POWDER COAT- RAL 1019 TAN, FOREST GREEN OR APPROVED EQUAL



INSIDE DIMENSIONS				PAD SIZING		
MODEL	A	B	C	D	E	F
QE-10	38"	60"	200"	56-3/4"	48"	222"



QUALITY ENCLOSURE™

PH 602-277-3698 FAX 1-888-872-4223

QualityEnclosureOnline.com

SCALE: NTS DATE: 6/16/09 REV

DETAIL:

QE-10

0